



Your Year

of

Romance

Calendar

2011

Welcome to Your Year of Romance Calendar. This year is your year!

This is the year you're going to complete a romance manuscript.

This is the year agents and editors are going to take notice!

Use this calendar to plan your romance writing year.

Throughout the calendar you'll find inspiring messages. Goal or writing ideas. Tips or tactics for success.

Print it out.

Hang it where you can see it.

And start making your romance writing dreams come true!

# JANUARY 2011

Sunday	Monday	Tuesday	Wednesday	Thursday	Friday	Saturday
						1 Enjoy the day! Start brainstorming ideas for your novel.
2	3 Spend this week contemplating potential plots.	4	5	6	7 Choose a storyline to pursue. Writing starts today.	8 Set a daily word count goal – 1000 words?
9	10 If you haven't started writing, sit down today and set writing goals for yourself.	11	12	13	14	15
16 	17	18 Are you writing 500-1000 words a day? You can do it!	19	20	21	22
23	24	25	26	27	28 Grab a <a href="#">romance novel</a> in your genre and read it this weekend.	29 
30	31					

# FEBRUARY 2011

Sunday	Monday	Tuesday	Wednesday	Thursday	Friday	Saturday
		1 Create a writing ritual if you don't have one. Take a walk. Drink a cup of coffee	2	3	4	5
6	7	8	9 	10	11	12
13	14 Happy Valentine's Day!  Write a <a href="#">steamy scene</a> to celebrate romance.	15	16	17	18	19
20	21	22	23	24	25 Find a pen and notebook to keep with you at all times.	26
27	28 					

# MARCH 2011

Sunday	Monday	Tuesday	Wednesday	Thursday	Friday	Saturday
		1 Are you keeping up with your writing goals? If not, recommit to them. Start today!	2	3	4	5
6	7 Join <a href="#">RWA</a> and find a chapter in your area.	8	9	10	11	12
13 	14	15	16	17	18	19
20	21 Further your writing education. Buy or check out a book on writing.	22	23	24	25	26
27	28	29	30	31 Subscribe to a writing magazine. Check out <a href="#">RT Book Reviews</a> or <a href="#">Writer's Digest</a> .		

# APRIL 2011

Sunday	Monday	Tuesday	Wednesday	Thursday	Friday	Saturday
					1 Buy a <a href="#">romance novel</a> not in your genre but by a well known author. Read it this weekend.	2
3 	4	5	6	7	8	9
10	11 Write the back cover blurb for your romance.	12	13	14	15	16
17	18	19	20	21 	22 Spring has sprung! How's your novel coming along?	23
24	25	26	27	28	29	30


# MAY 2011

Sunday	Monday	Tuesday	Wednesday	Thursday	Friday	Saturday
<p>1 </p>	<p>2 Struggling with a sagging middle? Buy a stack of notecards and plot your story on a corkboard.</p>	3	4	5	6	7
8	9	<p>10 Clip out photos and images from magazines that relate to your story. Use them for inspiration.</p>	11	12	13	14
15	<p>16 Step outside yourself today. Do something that your heroine might do.</p>	17	18	19	20	<p>21 </p>
22	23	24	25	<p>26 Characters on track? Consider using a character worksheet.</p>	27	28
29	30	31				



♥♥ JUNE 2011

Sunday	Monday	Tuesday	Wednesday	Thursday	Friday	Saturday
			1 Is June your month for completing your first draft?	2	3	4
5 	6	7	8	9	10	11
12	13 Step outside your comfort zone and write outside. Go to the park or beach if possible.	14	15	16	17	18
19	20	21	22	23	24	25 
26	27	28	29	30 Missing any research elements? Spend some time this weekend filling in the blanks		


# JULY 2011

Sunday	Monday	Tuesday	Wednesday	Thursday	Friday	Saturday
					1 Hey, it's the first weekend in July. Celebrate and set your writing aside.	2
3	4	5 Write <a href="#">those sex scenes</a> you've been procrastinating on!  Champagne might help set the mood.	6 	7	8	9
10	11	12	13	14	15	16
17 	18 Ready to edit? Download our <a href="#">revision checklist</a> .	19	20	21	22	23
24	25	26	27	28	29	30
31						

# AUGUST 2011

Sunday	Monday	Tuesday	Wednesday	Thursday	Friday	Saturday
	1 Summarize your story in a single paragraph.	2	3	4 	5	6
7	8	9	10 Review your hooks. Do they work? Are they compelling?	11	12	13
14	15	16	17	18	19	20
21	22 	23	24	25	26	27
28	29	30	31 Finish your editing and polishing soon!			

# SEPTEMBER 2011

Sunday	Monday	Tuesday	Wednesday	Thursday	Friday	Saturday
				1 Research editors and agents to submit to.	2 Make a list of your top ten agents/editors.	3 Create a plan to submit to your top three. Review their policies and submission process.
4	5 Write your query letter this week.	6		8	9	10
11	12 Write your synopsis this week.	13	14	15	16	17
18	19 Format your manuscript per agent/editor requirements.	20	21	22	23	24
25	26 Send your first query. Fingers crossed!	27	28	29	30	

# OCTOBER 2011

Sunday	Monday	Tuesday	Wednesday	Thursday	Friday	Saturday
						1
2 	3 Track your submissions so you know where and when you sent your manuscript.	4	5 Mark your calendar for a follow up with queried agents/editors.	6	7	8
9	10	11	12	13	14	15
16	17 If you're starting to receive rejections. Keep them. Learn from them. Celebrate them.	18 Yes, celebrate your rejections. Each rejection is a tribute to your efforts. Most people don't have the	19 courage to submit. You're powerful!  Trust that your writing will be	20 Recognized by the right person at the right time.	21 Keep submitting!	22 
23	24	25	26	27	28	29
30	31					

# NOVEMBER 2011

Sunday	Monday	Tuesday	Wednesday	Thursday	Friday	Saturday
		1 Start brainstorming your next storyline.	2	3	4	5
6 	7 Find a new tool, toy or ritual to make writing fun.	8	9	10	11	12
13	14	15 Still submitting and tracking your queries?	16	17	18	19
20	21 Try writing differently this time. Plot or write by the seat of your pants.	22	23	24	25 	26
27	28	29	30			

# DECEMBER 2011

Sunday	Monday	Tuesday	Wednesday	Thursday	Friday	Saturday
				1 Continue to write daily. Set and meet your word count goals.	 2	3
4	5 If you haven't yet, consider <a href="#">creating a blog or website</a> to promote your writing.	6	7	8	9	10
11	12	13	 14	15	16	17
18	19	20 It's almost the end of your first romance writing year.	21 Reflect back on what went well and what you can do better next year.	22	23 Brainstorm potential romance writing resolutions.	24
 25	26	27	28	29	30	31 Happy New Year!